



AcousticDesign™ Series AD-C6T-LP

KEY FEATURES

- Consistent tonal characteristics across the entire AcousticDesign family for surface, ceiling, and pendant applications
- DMT (Directivity Matched Transition™) waveguide ensures smooth, uniform frequency response over the coverage area
- Snap-fit magnetic grille
- 3x double stepped, long travel dog-ear blind mount system
- Intrinsic Correction™ voicings available via Q-SYS Platforms and CXD amplifiers
- Low-saturation and low-loss 70/100 V transformers with 16 Ω bypass
- Blemish-free removable logo
- Removable conduit cover plate, also available as accessory for pre-install wiring
- UL1480 and UL2043 certified
- Available in white (RAL 9010)
- Complete EASE, CF2, CAD, & BIM information available online



AcousticDesign™ Series AD-C6T-LP

6.5" small format, low profile, ceiling mount loudspeaker

The QSC AcousticDesign™ AD-C6T-LP is a 6.5" two-way low profile ceiling loudspeaker ideally suited for a wide variety of foreground and background sound reinforcement applications which utilize 70/100 V or 16 Ω bypass configurations.

The AcousticDesign™ Series offers integrators a premium quality installed sound solution where performance, consistent coverage, and aesthetics are paramount. Specifically designed to maintain a consistent tonal characteristic across the entire family in ceiling, surface, and pendant applications, the AcousticDesign™ series allows integrators seamless transitions within blended installations.

The AD-C6T-LP features a high quality 6.5" weather treated paper cone woofer with a 1" voice coil and a .75" aluminum dome tweeter which is positioned on a DMT waveguide.

DMT (Directivity Matched Transition™) is QSC's design philosophy where the high frequency waveguide is matched to the natural conical behavior of the woofer at the crossover point. The result is a coherent transition between transducers with improved off-axis power response for consistent 135° conical DMT coverage.

The accurate frequency response of the AD-C6T-LP is maintained even in 70/100 V applications by use of a low-loss, low-saturation 60-watt transformer with selectable taps, including 16 Ω bypass, using a rotary selector located under the snap-fit magnetically attached powder coat steel grille.

To retain lasting good looks, the rugged ABS baffle is further protected by using UV inhibitors that prevent discoloration and by a powder coated steel back can. The magnetic grille features a stick-on logo that can be removed blemish-free for installations where branding is not permitted.

Installers will appreciate the 3x double stepped, long travel dog-ear blind mounting system, which captures from 0" - 2.25" of ceiling thickness. The conduit cover plate can be easily removed by loosening the single captive Phillips screw allowing access to the locking 4-pole Euro-block connector which can accept up to four 18 AWG pairs, eliminating the hassles of star topology wiring designs.

Intrinsic Correction™ voicings that optimize performance and speed the install process are easily deployed via the Q-SYS Platforms, including CXD Series amplifiers, as part of a complete QSC systems solution.

The AD-C6T-LP is available in QSC standard white (RAL 9010) and may be painted to match any decor.

For your system integration needs, complete EASE, CF2, CAD, and BIM files are available for download at QSC.com.

Certified for

Microsoft Teams

AD-C6T-LP

System Detail

LF transducer	165 mm [6.5 in] weather treated paper cone woofer
HF transducer	19 mm [.75 in] aluminum dome tweeter
Effective frequency range ^{1, 2, 3, 8}	65 Hz – 20 kHz
Rated noise power / voltage ⁶	60 W / 31 V (rms)
Sensitivity [dB]	Rated @ 1W, 1m ^{2, 3, 4, 8} : 88
Coverage (-6 dB) [°]	Rated ^{2, 5, 8} : 135 conical DMT
Directivity factor ^{2, 5, 8}	6.5
Directivity index [dB] ^{2, 5, 8}	8
Maximum SPL [dB]	Rated (continuous / peak) ⁷ : 106 / 112
Transformer taps / impedance	1 Bypass: 16 Ω 7.5 W (70 V); 15 W (100 V) Tap: 667 Ω 15 W (70 V); 30 W (100 V) Tap: 333 Ω 30 W (70 V); 60 W (100 V) Tap: 167 Ω 60 W (70 V); N/A (100 V) Tap: 83 Ω
Input connector type	Euroblock connector with parallel output
Enclosure material	ABS baffle on powder coated steel back can
Grille material	Powder coated steel
Ingress protection	IP-34
Operating environment	Designed for indoor use
Operating temperature range	-20 to 50° C [-4 to 122° F]
Cutout dimension	Ø 305 mm [Ø 12 in]
Net Weight	4.2 kg [9.3 lb]
Product dimensions (Ø x H)	Ø 340 x 100 mm [Ø 13.37 x 3.95 in.]
Shipping weight	13.3 kg [29.3 lb] (pair packed)
Shipping dimensions (H x W x D)	178 x 864 x 470 mm [7 x 34 x 18.5 in] (pair packed)
Included accessories	C-ring and tile rails, rail screws, euroblock connector, cut-out template, grille
Optional accessories	AD-MR8 (pre-install mud ring)
Safety Agency	UL1480, UL2043, NFPA90, NFPA70 suitable for use in air handling spaces. Transformer UL registered per UL1876, ROHS, CE compliant. Baffle meets UL94-V0 and UL94-5VB flammability rating; in accordance with IEC60849 / EN60849 systems.

¹ - 10 dB from rated sensitivity

² Full-space, IEC baffle, 4 m

³ Reference axis

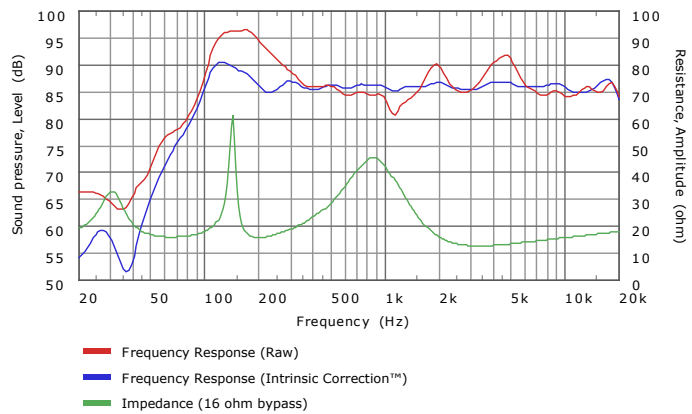
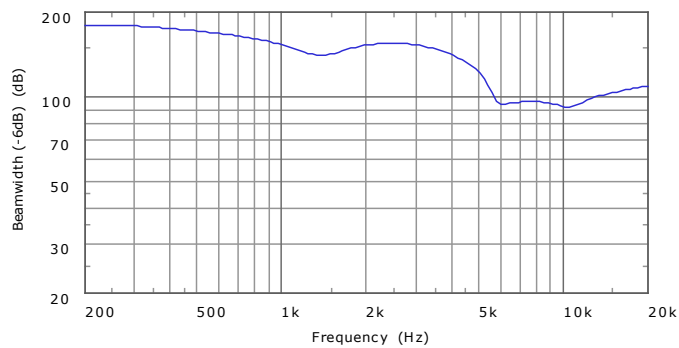
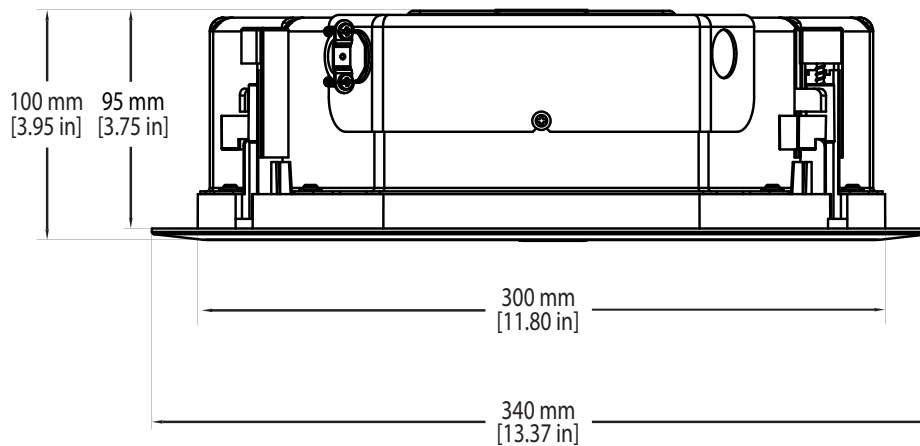
⁴ 200 - 10 kHz average

⁵ 500 - 5 kHz average

⁶ IEC, 2hrs

⁷ Calculated from rated noise power and sensitivity

⁸ Reference plane is the plane coincident with the loudspeaker baffle plane. Reference axis is the axis perpendicular to the reference plane and passing through the center of the baffle. Vertical plane is the plane intersecting the reference plane at a right angle, including the reference axis and the taps selector knob. Horizontal plane is the plane intersecting the reference plane and the vertical plane at a right angle, including the reference axis.

Impedance / Frequency Response:**Beamwidth:****Dimensions:**

As part of QSC's ongoing commitment to product development, specifications are subject to change without notice.