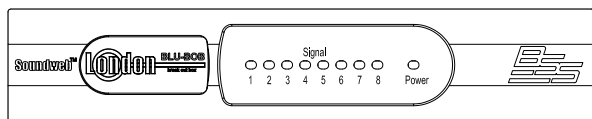
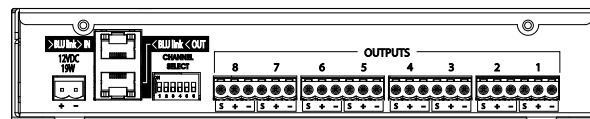


Soundweb™ London


BLU-BOB (Break-Out Box) Output Expander



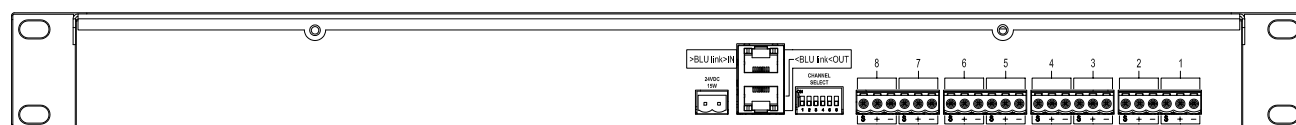
BLU-BOB1 Front



BLU-BOB1 Rear



BLU-BOB2 Front



BLU-BOB2 Rear

OVERVIEW:

The Soundweb London BLU-BOB or “break-out box” offers 8 channels of analog audio output expansion via the Soundweb London high bandwidth, fault tolerant digital audio bus.

This expander features a low latency, fault tolerant digital audio bus of 256 channels which uses standard Category 5e cabling giving a distance of 100m between compatible devices. The BSS Audio MC-1 fiber optic media converter can be used to increase the distance between devices to over 10km (6.2 miles) using single mode fiber.

The BLU-BOB output channels are easily configured by six DIP switches located on the rear of the device, which select consecutive channels in groups of eight. This simple configuration allows selection of any 8-channel range from the 256 channels available on the digital audio bus. Output channel assignments are configured by DIP switch selection only. The BLU-BOB is not configured by HiQnet™ London Architect.

The 8 analog line level outputs utilize the same terminal block connectors as the other members of the Soundweb London family.

Signal present and power status are clearly displayed by front panel LED indicators.

Two chassis styles are available, the first (BLU-BOB1) is a half rack width, desk or wall mounted version and the second (BLU-BOB2) is a 19” single rack space version with mounting ears for equipment racks. Front panel indication and rear panel connections are identical on both versions.

The BLU-BOB break-out box output expanders are powered by a 12V DC adapter which is included with the devices.

The BLU-BOB and the other members of the Soundweb London family provide the building blocks of the perfectly tailored system solution.

KEY FEATURES:

- 8 Analog Audio Outputs
- Standard Terminal Block Connectors for Analog Audio Connections
- DIP Switches for Channel Range Selection
- 256 Channel, Low Latency, Fault Tolerant Digital Audio Bus
- Clear Front Panel LED Indication
- 12V DC External Power (included)
- Terminal Block Connectors for Power Connection
- Half Rack Width, Desk Mount or Wall Mount Chassis (BLU-BOB1)
- 19” 1RU Chassis (BLU-BOB2)



Soundweb™ London BLU-BOB (Break-Out Box)

TECHNICAL SPECIFICATIONS:

Front Panel LED Indicators:	Signal present per output, and Power
Analog Outputs:	8 electronically balanced on Phoenix/Combicon removable screw connectors
Maximum Output Level:	+19dBu
Frequency Response:	20Hz-20KHz (+0.5dB/-1dB)
THD:	<0.01% 20Hz to 20KHz, +10dBu output
Dynamic Range:	108dB typical, 22Hz-22KHz unweighted
Crosstalk:	<-75dB
D/A Latency:	28/Fs [0.58ms@48K, 0.29ms@96K]
Digital Audio Bus:	
Connectors:	2 x RJ45 Ethernet connectors
Maximum Cable Length:	100m/300ft on Category 5e cable between devices
Maximum Number of Nodes:	60
Latency Per Node:	4/Fs [0.08ms@48K, 0.04ms@96K]
Power and Dimensions:	
Mains Voltage:	12V DC external power supply included
AC Power Input to Adapter:	19W
BTU Rating:	<65 BTU/hr
Operating Temperature Range:	0° to 45° C (32° to 113° F)
Dimensions BLU-BOB1 (H(U) x W x D):	1.65" x 8.63" x 7.75" (42mm x 219mm x 197mm)
Dimensions BLU-BOB2 (H(U) x W x D):	1.75" x 19" x 7.75" (45mm x 483mm x 197mm)
Weight BLU-BOB1:	2.96 lbs / 1.34 kg
Weight BLU-BOB2:	5.13 lbs / 2.33 kg

Channel Assignment							
CHANNELS	DIP SWITCH SETTINGS	CHANNELS	DIP SWITCH SETTINGS	CHANNELS	DIP SWITCH SETTINGS	CHANNELS	DIP SWITCH SETTINGS
1 to 8		65 to 72		129 to 136		193 to 200	
9 to 16		73 to 80		137 to 144		201 to 208	
17 to 24		81 to 88		145 to 152		209 to 216	
25 to 32		89 to 96		153 to 160		217 to 224	
33 to 40		97 to 104		161 to 168		225 to 232	
41 to 48		105 to 112		169 to 176		233 to 240	
49 to 56		113 to 120		177 to 184		241 to 248	
57 to 64		121 to 128		185 to 192		249 to 256	

Note: Lowest channel of 8 channel range is always output 1 of BLU-BOB